

# Addison

by Whittier Wood Furniture

Whittier  
Wood<sup>®</sup>  
FURNITURE

JUNE 2026

BEDROOM

DINING

LIVING & MEDIA

HOME OFFICE



Browse the  
Collection:



# ADDISON PANEL BEDS



2018 Queen Panel Storage Bed, 1116 3-Drawer Nightstand in Duet finish.

## Rail Beds Queen · King



**Queen Panel Bed #2010**  
65-1/2"W x 85"L x 50"H

**King Panel Bed #2013 (shown)**  
81-1/2"W x 85"L x 50"H

Slats Height: 6"H  
Footboard Height: 15"H

**Recommended mattress: 9" - 12"H**

## Storage Beds Full · Queen · King · Cal-King



**Full Panel Storage Bed #1995**  
59-1/2"W x 79-1/2"L x 50"H  
Platform: 54-5/8"W x 76"L

**Queen Panel Storage Bed #2018**  
65-1/2"W x 84"L x 50"H  
Platform: 60-3/4"W x 80-1/2"L

Deck Height: 13"H  
Footboard Height: 15"H

**King Panel Storage Bed #2022 (shown)**  
81-1/2"W x 84"L x 50"H  
Platform: 76-3/4"W x 80-1/2"L

**Cal-King Panel Storage Bed #2025**  
77-1/4"W x 87-1/2"L x 50"H  
Platform: 72-1/4"W x 83-3/4"L



**Headboard Detail**

# ADDISON PLATFORM BEDS



3800 Queen Adjustable Headboard Platform Bed and 1114 1-Drawer Nightstand in DUET finish.

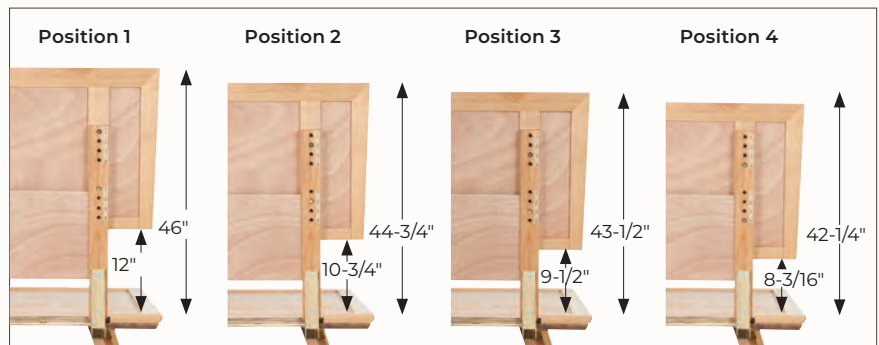
## Platform Beds Queen · King



**Queen Adjustable Headboard Platform Bed #3800**  
65-3/4"W x 88-7/8"L x 42-1/4"—46"H  
Platform: 60-1/2"W x 80-1/2"L

**King Adjustable Headboard Platform Bed #3804**  
(shown in position 4)  
81-3/4"W x 88-7/8"L x 42-1/4"—46"H  
Platform: 76-1/2"W x 80-1/2"L

Platform/Footboard Height: 13"H



Headboard adjusts to accommodate various mattress heights. Please verify compatibility.

### Adjustable Headboard Features:

- Total headboard height adjustment: 3-3/4"
- Leg assemblies are strengthened with a four-sided steel box bolted to the platform.
- Four steel channels connect the two platform halves.
- High-density wool felt glide insert protects flooring and eliminates wear.
- A fifth center leg ensures stability.
- Designed to hold up to 850 lbs.

# ADDISON BEDROOM CASES & ACCESSORIES



1239 70"W Dresser, 1671 Rectangular Mirror and 3529 Addi Sidekick Table in Duet finish.

## FEATURES:



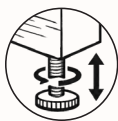
Certified sustainable American Alder and Black Walnut



English dovetail drawer construction



Full extension, metal ball bearing drawer slides



Adjustable Levelers



Built in Safety features



100% ASTM Compliant

## DRAWER DETAILS:



45-Degree Miter, Solid Black Walnut handles with covered drawer fronts for ease of access. Black Walnut veneered sides and top.



**1-Drawer Nightstand #1114**  
23-1/4"W x 17-1/2"D x 22"H  
Features attached dual port USB.



**Small 3-Drawer Nightstand #1115**  
18-1/4"W x 15-1/2"D x 29"H  
Features attached dual port USB.



**3-Drawer Nightstand #1116**  
23-1/4"W x 17-1/2"D x 29"H  
Features attached dual port USB.



**2-Drawer Nightstand #1117**  
21-1/4"W x 18-3/4"D x 27-1/2"H  
Features attached dual port USB.



**2-Drawer Wide Nightstand #1118**  
32"W x 18-3/4"D x 26"H  
Features attached dual port USB.



**6-Drawer Chest #1143**  
39-3/4"W x 18"D x 54"H



**Upholstered Arm Bench #1155**  
54"W x 17-3/4"D x 24"H



**50"W Dresser #1236**  
50"W x 18"D x 42"H



**60"W Dresser #1237**  
60"W x 18"D x 42"H



**70"W Low Dresser #1238**  
70"W x 18"D x 36"H



**70"W Dresser #1239**  
70"W x 18"D x 42"H  
One drawer with two velvet lined jewelry trays.



Jewelry trays details.



**Beveled Mirror #1670**  
35-3/4"W x 1-1/4"D x 32-3/4"H  
Mounts horizontally on dressers:  
236, 1237, 1238 & 1239.  
Mounts horizontally or vertically on the wall.



Mirror mounting brackets for wall and dresser included with mirrors. Predrilled holes for vertical and horizontal mounting.



**Rectangular Mirror #1671**  
46"W x 1-1/4"D x 35-3/4"H  
Mounts horizontally on select dressers:  
1237, 1238 & 1239.  
Mounts vertically on select dresser: 1236  
Mounts horizontally or vertically on the wall.

*We strive to provide an accurate representation of our finishes. Variations due to lighting and printing limitations may occur. To determine the actual color of a finish, please visit your local Whittier Wood Furniture retailer. Product availability and specifications shown are based on the latest product information available at the time of printing and are subject to change without notice.*

# ADDISON LIVING & MEDIA



2093 54" W Sound Bar Media Console, 3523 End Table, 3524 Lift-Top Coffee Table and 2095 76" W Credenza in Duet finish.



**Chair Side Table #3522**  
16" W x 24" D x 24" H



**End Table #3523**  
21" W x 24" D x 24" H



**Lift-Top Coffee Table #3524**  
48-3/4" W x 28-1/2" — 35-3/4" D x 18-1/4" — 24-3/4" H  
Under the Lift-Top is a storage tray.



**37" W Storage Console #3525**  
37" W x 15-1/2" D x 32" H  
Adjustable shelf: 32-1/4" W x 12-3/8" D  
Two cord access holes.



**54" W Storage Console #3526**  
54" W x 15-1/2" D x 32" H  
Two adjustable shelves: 16-3/4" W x 12-3/8" D & 32-5/8" W x 12-3/8" D  
Two cord access holes.



**38" W Vinyl Record Station #3527**  
38-1/4" W x 16-3/4" D x 34" H  
Semi-adjustable shelf: 20-3/8" W x 13-1/4" D  
Approximate single album capacity: 235.



**Bureau #3528**  
36-1/4" W x 18-1/2" D x 33" H



**76" W Credenza #2095**  
76" W x 18" D x 33" H  
Features ventilation in the back with a removable back. One adjustable shelf with three height adjustments: 35-3/4" W x 15-1/2" D



Optional Natural Alder Door handles included.





**54"W Sound Bar Media Console #2093**  
 54"W x 17-1/2"D x 28"H  
 Adjustable shelf: 33"W x 13-1/2"D  
 Sound Bar opening: 4-7/8"H front, 6-3/4"H back x 49"W.  
 Features passive ventilation; shelf, bottom and removable back.



**64"W Sound Bar Media Console #2094**  
 64"W x 17-1/2"D x 28"H  
 Adjustable shelf: 40-3/4"W x 13-1/2"D  
 Sound Bar opening: 4-7/8"H front, 6-3/4"H back x 59"W.  
 Features passive ventilation; shelf, bottom and removable back.

## ADDI OCCASIONAL



3529 Sidekick Table in Duet finish.



**Low Cocktail End Table #3536**  
 26"W x 26"D x 16-1/2"H



**Low Cocktail Table #3537**  
 48"W x 34"D x 19"H



3529 Low Cocktail End Table and  
 3537 Low Cocktail Table nested in Duet finish.

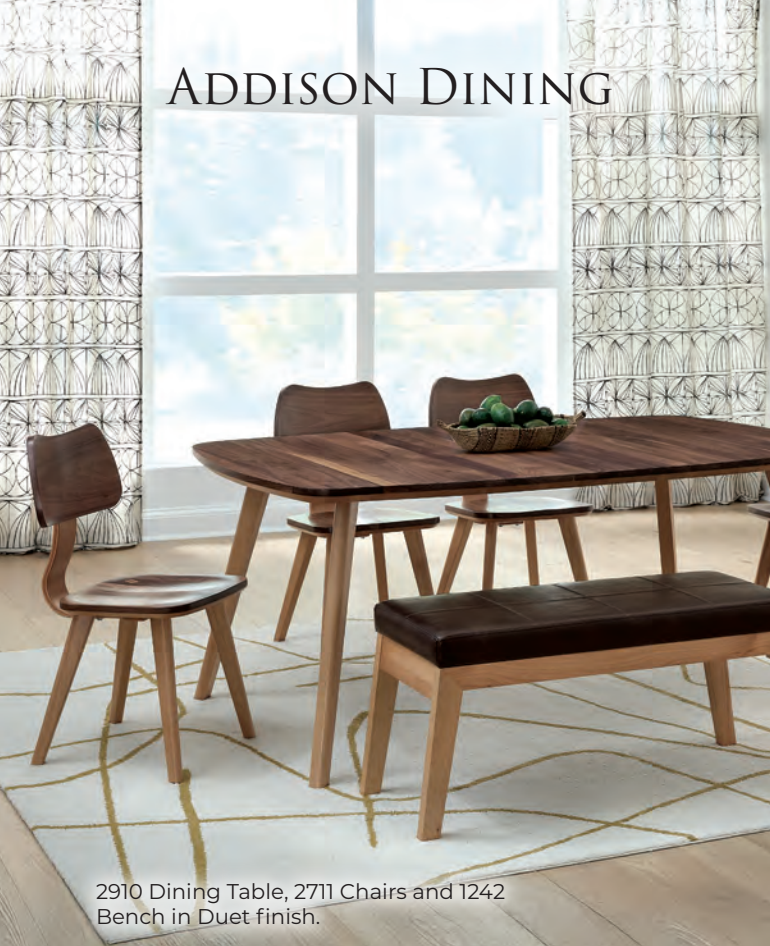


**Sidekick Table #3529**  
 18"Dia. x 27"H



**Round Side Table #3531**  
 22"Dia. x 23-3/4"H

# ADDISON DINING



2910 Dining Table, 2711 Chairs and 1242 Bench in Duet finish.



**Round Table #2909**  
38"Dia. x 28-1/2"H



**Dining Table #2910**  
42"W x 72"L x 29-1/2"H



**Chair #2711\***  
21"W x 17-1/2"D x 33-3/4"H  
Seat: 17-5/8"H

*\*Included in Dining and Home Office*



2909 Table and 2711 Chairs in Duet finish.



Detail of Table Top



**Upholstered Bench #1242**  
42-1/2"W x 16"D x 19"H

# ADDISON HOME OFFICE



2098 72"H Bookcase with Doors, 2441 4-Drawer Desk and 2711 Chair in Duet finish.



**72"H Bookcase with Doors #2098**  
39-1/2"W x 13"D x 72"H  
Three adjustable shelves: 34-1/4"W x 11"D



**Writing Desk #2420**  
56"W x 30-1/8"D x 28-1/2"H  
Features concealed drawer.



**4-Drawer Desk #2441**  
60"W x 26-1/2"D x 29"H

Features a finished back, letter/legal file drawer, two large supply drawers and a center drawer.



**File Cabinet #2442**  
23-1/4"W x 22"D x 29"H  
Features lower locking letter/legal file drawer.