


# 48"W McKenzie Alder Bookcases: 29" - 48"H

## Assembly Instructions

48" x 29"



Model #

1550c

48" x 36"



Model #

1551c

48" x 48"



Model #

1552c

*Thank you for allowing us to help you furnish your home. We are certain you will be delighted with your new furniture for many years to come.*

## IMPORTANT NOTES:

- This assembly requires two people.
- For normal household use only. *Not* recommended for commercial use.
- Do not climb, sit or stand on this piece of furniture.
- Do not overload the shelves.
- Unload items before you move this unit.
- Before you load or move this unit, tighten all screws and supports.
- Before you begin your project, completely read the Assembly Instructions.
- Periodically inspect your furniture for any loose glue joints, screws or any other problem that might affect the stability of your furniture.
- Tighten or repair as needed.

## WARNING

**Children have died from furniture tipover. To reduce the risk of furniture tipover:**

- ALWAYS install tipover restraint if provided.
- NEVER put a TV on this product.
- NEVER allow children to stand, climb or hang on doors, or shelves.
- Place heaviest items on the bottom shelves.

**Use of tipover restraints may only reduce, but not eliminate, the risk of tipover.**

**Attention:** If you would like a tipping restraint kit Whittier will provide one free of charge. Please contact our Customer Service Department.

Drilling, sawing, sanding or machining wood products can expose you to wood dust, a substance known to the state of California to cause cancer. Avoid inhaling wood dust or use a dust mask or other safeguards for personal protection.

For more information go to: [www.p65warnings.ca.gov/wood](http://www.p65warnings.ca.gov/wood)

This product can expose you to chemicals, including formaldehyde, which are known to the State of California to cause cancer.

For more information go to: [www.p65warnings.ca.gov/furniture](http://www.p65warnings.ca.gov/furniture)

**DESIGN SUBJECT TO CHANGE WITHOUT NOTICE.**

## CUSTOMER SERVICE

If you ever have questions about your furniture, please do not hesitate to contact us. In the unlikely event you need a replacement part; we can make those parts available through an authorized Whittier Wood Furniture dealer. If you cannot order replacement parts through your dealer, please contact our customer service department.

**Hours:** Our friendly customer service staff can be reached: **Monday-Friday 8:00 a.m. to 4:00 p.m. (Pacific Time).**

You may leave a message 24 hours a day, seven days a week.

**Customer Service:** 800-653-3336 • **Outside the U.S.:** 541-687-0213

**Fax:** 541-687-2060 • **Email:** [info@whittierwood.com](mailto:info@whittierwood.com)

**Whittier  
Wood**  
FURNITURE

P.O. Box 2827  
Eugene, OR 97402 USA

Production Code:

10/25

# McKenzie Alder Bookcase Program — Parts List

Before you begin to assemble this unit, identify each part and make sure the quantities received match what is on this list.

If you need to replace a part, please refer to the following list for the finish, part name and letter code.

## Bookcase Finish

Please note the finish of the bookcase for replacement part orders.

Bookcase finish options are subject to change.

### Stain

<b>GAC</b>	Glazed Antique Cherry	<b>JAV</b>	Java	<b>FST</b>	Fieldstone	<b>HAZ</b>	Hazelnut	<b>NAT</b>	Natural Alder	<b>PEC</b>	Pecan
------------	--------------------------	------------	------	------------	------------	------------	----------	------------	------------------	------------	-------

### Paint

<b>SNW</b>	Snowbound SW 7004
------------	----------------------

<b>TBK</b>	Tricorn Black SW 6258
------------	--------------------------







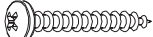


### Two-Tone

<b>SNN</b>	Snowbound SW 7004 Natural Alder
------------	---------------------------------------

<b>TBN</b>	Tricorn Black SW 6258 Natural Alder
------------	---

### Unfinished

<b>AUF</b>
------------

Part	Description		Quantity (by Model #)		
			1550c	1551c	1552c
A	Adjustable Shelf		2	4	6
B	Shelf Bracket		8	16	24
C	#6 x 1/2" Undercut Screw		8	16	24
D	Top Assembly (attached)		1		
G	#8 x 1" Pan Head Screw (inserted)		10		
H	Nylon Insert (inserted)		4		
J	#8 x 1-1/4" Pan Head Screw (inserted)		22		
R	#8 x 1-5/8" Black Screw (inserted)		4		
U	Adjustable Leveler (installed)		4		

# 1550c, 1551c & 1552c McKenzie Alder Bookcase

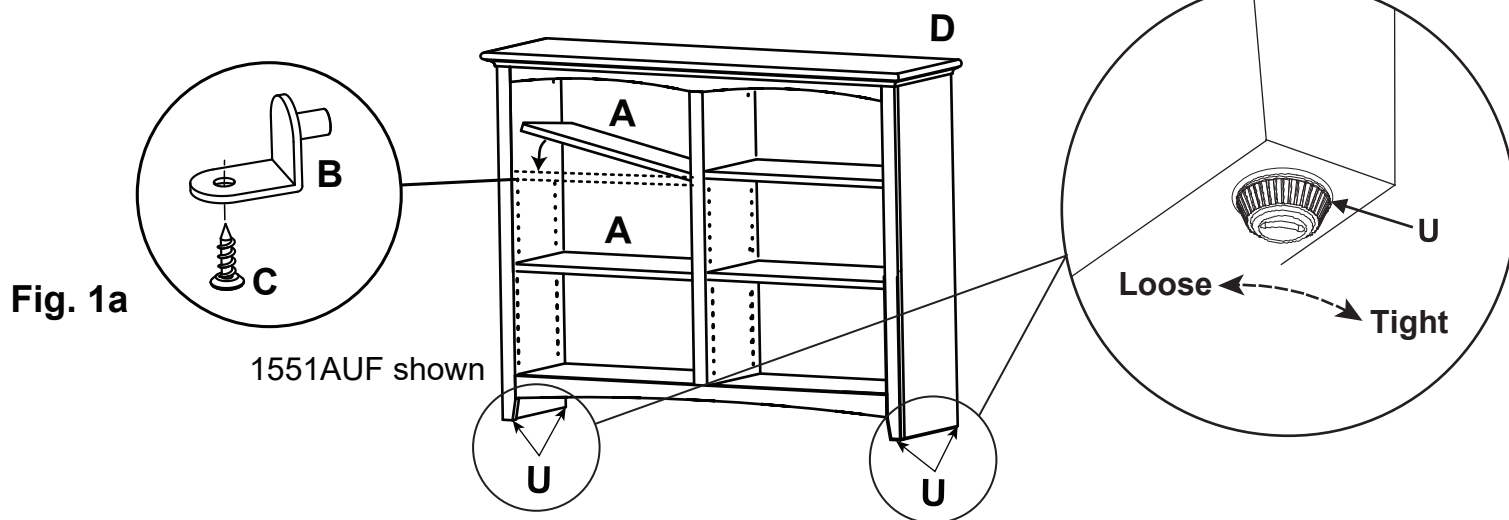
## Assembly Instructions

Tools Required: Phillips Screwdriver, Rubber Mallet or Padded Hammer

---

Fig. 1

Fig. 2



### To install the adjustable shelves:

1. Determine where you want to place the Adjustable Shelves (A). Insert the Shelf Brackets (B) into the four holes with the flat side down and install the shelf. You may secure the brackets to the shelf by inserting a #6 x 1/2" Undercut Screw (C). Repeat for each shelf. See Figure 1a.
2. Place bookcase at its final destination. Rotate the Adjustable Levelers (U) on the bottom of the legs until the unit is level. See figures 1 and 2.

