


Model #

1125AFGACa; 1125AFCAFa McKenzie Storage Chest

AFGAC = Glazed Antique Cherry finish

AFCAF = Caffè finish

Assembly Instructions



Congratulations!

This fine piece of furniture will make a gorgeous addition to your home. For the best results, read the Assembly Instructions before you begin your project.



IMPORTANT NOTES:

- **WARNING: TO AVOID RISK OF SUFFOCATION, DO NOT ALLOW CHILDREN TO PLAY INSIDE THIS CONTAINER.**
- For normal household use only. **Not** recommended for commercial use.
- Unload items before you move this unit.
- Before you load or move this unit, check to make sure all screws and supports are tight.
- Do not climb or stand in or on this piece of furniture.
- Periodically check to make sure the lid support functions properly.
- Before you begin your project, completely read the Assembly Instructions.
- Store this item: 1- in its box; 2- in a dry place; 3- in temperatures that range from 40° F to 90° F (not on a cold and possibly damp cement floor).
- Periodically inspect your furniture for any loose glue joints, screws or any other problem that might affect the stability of your furniture. Tighten or repair as needed.

DESIGN SUBJECT TO CHANGE WITHOUT NOTICE.



CALL US FIRST! Do not return this item to the store.

Service Policy: We will replace any part that is defective, missing or damaged during assembly. Please contact Whittier Wood Products customer service department directly by phone, fax, mail or email for a replacement part.

Hours: Our friendly customer service staff can be reached Monday-Friday 7:00 a.m. to 5:00 p.m. (Pacific Time). You may leave a message 24 hours a day, seven days a week.

To Order: Designate the finish, provide the furniture model number (upper left corner of this page), the part letter, production code, quantity needed, reason for replacement, your full name, address and telephone number.

Parts ship from our Eugene, Oregon factory within one or two business days from the time we receive your request. Please allow five to ten business days for delivery.

800-653-3336 • Outside the U.S. or Canada: 541-687-0213 • Fax: 541-687-2060
www.whittierwood.com • P.O. Box 2827 • Eugene, Oregon 97402, U.S.A.

**Whittier
Wood**
FURNITURE

P.O. Box 2827
Eugene, OR 97402 USA

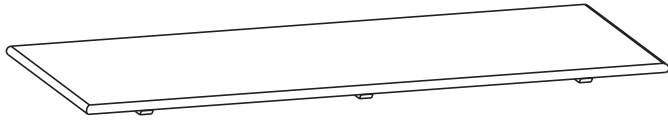
Production Code:

VN

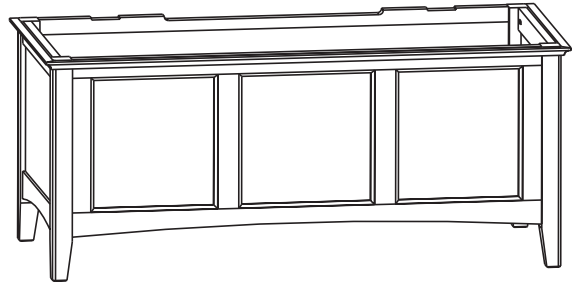
05/10

1125AFGACa; 1125AFCAFa McKenzie Storage Chest — Parts List

Please check that the quantities of the parts received match those on this list.
If you need to replace a part, please refer to the following list for its part name and letter.



A — Top Assembly — Qty. 1

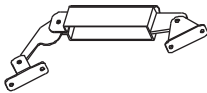


Ba — Case only — Qty. 1

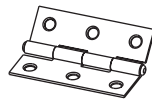


Ca — Bottom — Qty. 1

NOTE: One side of the Bottom (Ca) is natural cedar. The bottom was installed with the cedar side face up. If you want its aroma in your unit, leave this part unfinished. If you do NOT want the cedar aroma, remove the bottom, finish all surfaces of the Bottom (Ca) and install it, cedar side face down.



D — Lid Support — Qty. 2
(installed)



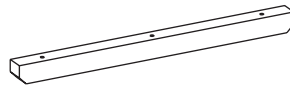
E — Hinge — Qty. 2
(installed)



F — #6 x 3/4" Brass Flat
Head Screw — Qty. 8 (inserted)



G — #8x1-5/8" Black Screw
— Qty. 9 (inserted)



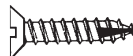
H — Top Support
— Qty. 3 (attached)



I — Tack Glide
— Qty. 4 (attached)



J — #8x1-1/4" Black Screw
— Qty. 4 (inserted)



K — #6 x 5/8" Flat Head
Screw — Qty. 12 (inserted)



L — #8x1-1/4" Pan Head Screw
— Qty. 16 (inserted)