

Model #

1125GACa


1125CAFa

McKenzie Storage Chest

GAC = Glazed Antique Cherry finish

CAF = Caffè finish

Assembly Instructions



Thank you for allowing us to help you furnish your home. We are certain you will be delighted with your new furniture for many years to come.

IMPORTANT NOTES:

- **WARNING: TO AVOID RISK OF SUFFOCATION, DO NOT ALLOW CHILDREN TO PLAY INSIDE THIS CONTAINER.**
- For normal household use only. *Not recommended for commercial use.*
- Do not climb or stand on or in this piece of furniture.
- Unload items before you move this unit.
- Periodically check to make sure the lid support functions properly.
- This assembly requires two people.

WARNING

Drilling, sawing, sanding or machining wood products can expose you to wood dust, a substance known to the state of California to cause cancer. Avoid inhaling wood dust or use a dust mask or other safeguards for personal protection.

For more information go to: www.p65warnings.ca.gov/wood

This product can expose you to chemicals, including formaldehyde, which are known to the State of California to cause cancer.

For more information go to: www.p65warnings.ca.gov/furniture

DESIGN SUBJECT TO CHANGE WITHOUT NOTICE.

CUSTOMER SERVICE

If you ever have questions about your furniture, please do not hesitate to contact us. In the unlikely event you need a replacement part; we can make those parts available through an authorized Whittier Wood Furniture dealer. If you cannot order replacement parts through your dealer, please contact our customer service department.

Hours: Our friendly customer service staff can be reached:

Monday-Friday 8:00 a.m. to 5:00 p.m. (Pacific Time).

You may leave a message 24 hours a day, seven days a week.

Customer Service: 800-653-3336 • **Outside the U.S.:** 541-687-0213

Fax: 541-687-2060 • **Email:** info@whittierwood.com

**Whittier
Wood**
FURNITURE

P.O. Box 2827
Eugene, OR 97402 USA

Production Code:

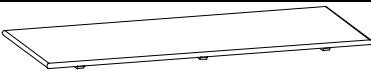
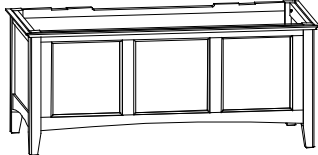
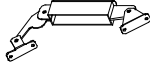
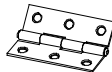


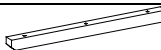



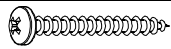
VN

03/17

1125GACa 1125CAFa McKenzie Storage Chest

Assembly Instructions

Please identify the parts and check that quantities received match those on this list.
If you need to replace a part, refer to the following letter(s) and part name.

Part	Description	Quantity
A	Top Assembly 	1
Ba	Case Only 	1
Ca	Bottom NOTE: One side of the Bottom (Ca) is natural cedar. The bottom was installed with the cedar side face up. If you want its aroma in your unit, leave this part unfinished. If you do NOT want the cedar aroma, remove the bottom, finish all surfaces of the Bottom (Ca) and install it, cedar side face down.	1
D	Lid Support (installed) 	2
E	Hinge (attached) 	2
F	#6 x 3/4" Brass Flat Head Screw (inserted) 	8
G	#8 x 1-5/8" Black Screw (inserted) 	9
H	Top Support (attached) 	3
I	Tack Glide (attached) 	4
J	#8 x 1-1/4" Black Screw (inserted) 	4
K	#6 x 5/8" Undercut Screw (inserted) 	12
L	#8 x 1-1/4" Pan Head Screw (inserted) 	16