

Create your *Dream Wall!*

McKenzie Bookcase Program



*multiple choices
build unique solutions*

**Whittier
Wood**[®]
FURNITURE

Stain:
Hardware




Glazed Antique Cherry
~ Tuscan Bronze



Caffè
~ Brushed Nickel



Fieldstone
~ Antiqued Pewter



Hazelnut
~ Tuscan Bronze



Natural Alder
~ Tuscan Bronze

Paint:
Hardware



Snowbound SW 7004
~ Tuscan Bronze



Aged White SW 9180
~ Tuscan Bronze



Silverplate SW 7649
~ Antiqued Pewter



Tricorn Black SW 6258
~ Antiqued Pewter



Two-tone:
Select Sherwin-Williams[®] paint and Natural Alder finish.

McKenzie Bookcase Program

This collection of classically designed bookcases has timeless appeal. Solid, sustainable American Alder and Red Birch hardwood ensure beauty, strength and durability to last a lifetime. The offering is broad with a wide range of heights, widths and finishes to create your dream wall.

Standard Features:

- Constructed from solid, sustainable American Alder and Red Birch hardwoods.
- Made in the U.S.A. of domestic and imported parts.
- Dowel and pocket screw construction for strength and durability.
- Fitted backs for structural strength.
- Adjustable solid wood shelves are strong and sturdy.
- Adjustable glides on all units.
- Units 60"H or taller and Cabinets include a tipping restraint that is pre-attached.
- All 72"H and 84"H bookcase units feature fixed center shelves for stability.
- Doors attached to the 72"H and 84"H Bookcases, Cabinets and Center Wall Unit feature adjustable Euro hinges.
- Hutches include mounting hardware for the Cabinets.
- Hutches have cord cutouts in the back.
- Stains are hand-applied by our artisans in a multi-step process. Finishes resist most liquids and heat for up to 24 hours.
- Paint palette is Sherwin-Williams®. Please obtain samples from your nearest authorized dealer.

Cover: 1625SNN Cabinet and 1626SNN Hutch (FR) (FB) (FL) in Snowbound & Natural Alder finish.

McKenzie Bookcases

Images shown in Glazed Antique Cherry finish.



- A** 1527 • 26-1/2"W x 84"H
- B** 1525 • 26-1/2"W x 72"H
- C** 1526 • 26-1/2"W x 84"H
- D** 1524 • 26-1/2"W x 72"H
- E** 1523 • 26-1/2"W x 60"H
- F** 1522 • 26-1/2"W x 48"H
- G** 1521 • 26-1/2"W x 36"H
- H** 1520 • 26-1/2"W x 29"H

McKenzie 24"W Bookcases

Overall unit dimensions: 26-1/2"W x 13-3/8"D
Adjustable Shelves: 22-1/4"W x 11"D



- A** 1537 • 32-1/2"W x 84"H
- B** 1535 • 32-1/2"W x 72"H
- C** 1536 • 32-1/2"W x 84"H
- D** 1534 • 32-1/2"W x 72"H
- E** 1533 • 32-1/2"W x 60"H
- F** 1532 • 32-1/2"W x 48"H
- G** 1531 • 32-1/2"W x 36"H
- H** 1530 • 32-1/2"W x 29"H

McKenzie 30"W Bookcases


Overall unit dimensions: 32-1/2"W x 13-3/8"D
Adjustable Shelves: 28-1/4"W x 11"D



- A** 1547 • 38-1/2"W x 84"H
- B** 1545 • 38-1/2"W x 72"H
- C** 1546 • 38-1/2"W x 84"H
- D** 1544 • 38-1/2"W x 72"H
- E** 1543 • 38-1/2"W x 60"H
- F** 1542 • 38-1/2"W x 48"H
- G** 1541 • 38-1/2"W x 36"H
- H** 1540 • 38-1/2"W x 29"H

McKenzie 36"W Bookcases

Overall unit dimensions: 38-1/2"W x 13-3/8"D
Adjustable Shelves: 34-1/4"W x 11"D



- A** 1557 • 50-1/2"W x 84"H
- B** 1555 • 50-1/2"W x 72"H
- C** 1556 • 50-1/2"W x 84"H
- D** 1554 • 50-1/2"W x 72"H
- E** 1553 • 50-1/2"W x 60"H
- F** 1552 • 50-1/2"W x 48"H
- G** 1551 • 50-1/2"W x 36"H
- H** 1550 • 50-1/2"W x 29"H

McKenzie 48"W Bookcases

Overall unit dimensions: 50-1/2"W x 13-3/8"D
Adjustable Shelves: 22-11/16"W x 11"D

McKenzie Cabinets & Hutches

Images shown in Glazed Antique Cherry finish.

1613



24\"/>

1614



24\"/>



24\"/>



Side View

McKenzie 24\"/>

Unit depths: Cabinet 16-7/8\"/>

Adjustable Shelves: Cabinet(1) 22-1/4\"/>

1619



30\"/>


1620



30\"/>



30\"/>



Side View

McKenzie 30\"/>

Unit depths: Cabinet 16-7/8\"/>

Adjustable Shelves: Cabinet(1) 28-1/4\"/>

1625



36\"/>

1626



36\"/>



36\"/>



Side View

McKenzie 36\"/>

Unit depths: Cabinet 16-7/8\"/>

Adjustable Shelves: Cabinet(1) 34-1/4\"/>

1631




48\"/>

1632



48\"/>



48\"/>



Side View

McKenzie 48\"/>

Unit depths: Cabinet 16-7/8\"/>

Adjustable Shelves: Cabinet(2) 22-11/16\"/>

LIVING & MEDIA



1625SN Cabinet (FR), 1626SN Hutch (FR), 1625SN Cabinet (FL), 1626SN Hutch (FL) Painted: Snowbound SW 7004.

OFFICE



1611GAC Center Wall Unit with Doors, 1525GAC 72\"/>

KITCHEN



1613TBN Cabinet, 1614TBN Hutch in Tricorn Black SW 6258 and Natural Alder Two-Tone finish.

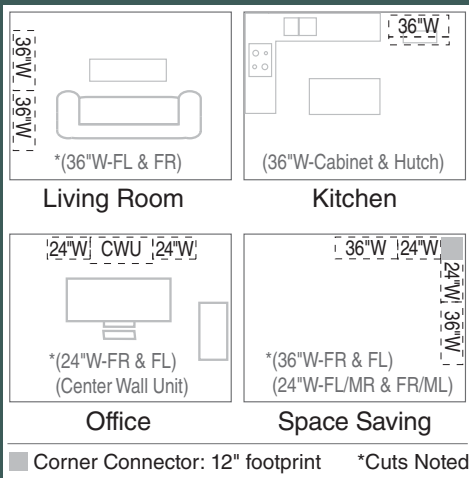
How to make your own *Dream Wall!*

1 MEASURE THE ROOM

Make sure to note which way the doors open and where the windows and plug-ins are located.

2 DESIGN YOUR SOLUTION

Using the measurements of the bookcases, decide what's the best size and configuration for you. Try different arrangements for an optimal outcome. Lower bookcases are great for under the window. Create credenzas using a Corner Connector.



3 MAKE IT YOURS

Explore the various options. If you need assistance your Whittier Wood Furniture Retailer can help.




1545CAF 72"x36" Bookcases with Doors (FR & FL), 1524CAF 72"x24" Bookcases (FL/MR) & (FR/ML), 1509CAF Corner Connector in Caffè finish.

McKenzie Center Wall Units

Center Wall Units can be combined with Bookcases.

1610GAC



Center Wall Unit

39-1/2"W x 18-1/2"D x 76-1/2"H
4 Adjustable Shelves: 34-1/4"W x 15-1/4"D

1611GAC



Center Wall Unit with Doors

39-1/2"W x 18-1/2"D x 76-1/2"H
4 Adjustable Shelves: 34-1/4"W x 15-1/4"D

Make it yours with McKenzie Custom Options

Custom Cut Molding

Available on all Bookcases, Cabinets and Hutches. This is ideal for making a run with a finished crown molding look. Center Wall Units cannot be custom cut.

Cut Molding Options*

Flush Cut Configurations order:
FB = Flush cut both sides of crown.
FL = Flush cut on the left side only.
FR = Flush cut on the right side only.

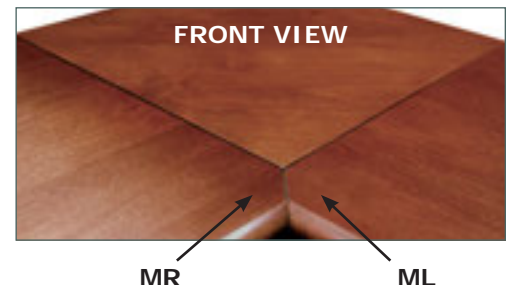
*Direction when facing the front of the bookcase.

Flush Cut



Shown: FL cut molding.

Miter Cut



Corner Connector Kit: #1509

Connects two Bookcases of the same height allowing for a finished look and maximum use of space. The footprint of the corner is 12". Each custom ordered Corner Connector comes predrilled and is cut specifically for that order. Cabinets, Hutches and Center Wall Units cannot be Miter Cut.

Corner Configurations Order:

MR = Miter cut right.

ML = Miter cut left.

Hardware

Stain, Two-Tone and Paint finish options come with hardware shown on the cover. See detail images with corresponding finishes below.

Tuscan Bronze	Antiqued Pewter	Brushed Nickel
 <ul style="list-style-type: none"> · Glazed Antique Cherry · Hazelnut · Natural Alder · Snowbound · Aged White 	 <ul style="list-style-type: none"> · Fieldstone · Silverplate · Tricorn Black 	 <ul style="list-style-type: none"> · Caffè

P.O. Box 2827, Eugene, OR 97402 USA • Phone (541) 687-0213 • Fax (541) 687-2060
Toll Free (800) 653-3336 • info@whittierwood.com • www.whittierwood.com

We strive to provide an accurate representation of our finishes. Variations due to lighting and printing limitations may occur. To determine the actual color of a finish, please visit your local Whittier Wood Furniture retailer. Whittier Wood Products reserves the right to make changes to this product and its availability at any time without notice. Printed in the USA. ©2018 Whittier Wood Products 9/18.